

MULTITUBE

The drainage & sewerage backwater protection

VALVES / NON-RETURN AND FLAP VALVES

MULTI NON-RETURN VALVE

- + ND 250 to 500 mm
- + **In line non return valve**
- + For connection to any pipe (PVC, PEHD, Fibre-cement, Ductile Iron, Clay, Concrete, etc)
- + **Back pressure : 0,9 bar (9 m head)**
- + Delivered «Ready to install*» with **NORHAM** flexible couplings :
EPDM and EN 10088-2 Grade 1.4401 (304) stainless steel (Grade 1.4401 (316) in option)



* The **MULTI** in line valves are delivered with the appropriate flexible couplings
 (Please confirm the pipe type and outside diameter when ordering)

ASSEMBLY

- In-line valves should be installed in an inspection chambers (or equivalent) for maintenance.
- Couplings are supplied and are already connected on the **MULTI** valve for an easy and quick installation. It provides a secure and watertight connection to rigid pipes. Make sure to order correctly by precising the pipe type and outside diameter.

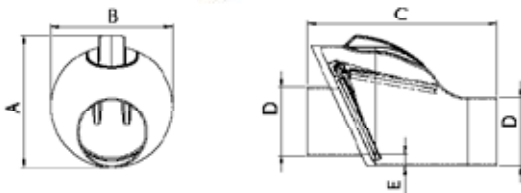
DIMENSIONS

Ref.*	ND	A	B	C	D	E	Weight
MULTI-250-...**	250	485	455	730	260	60	15,00
MULTI-315-...**	300	490	470	825	320	35	16,00
MULTI-400-...**	400	600	610	900	410	30	32,00
MULTI-500-...**	500	730	700	1230	515	40	59,00

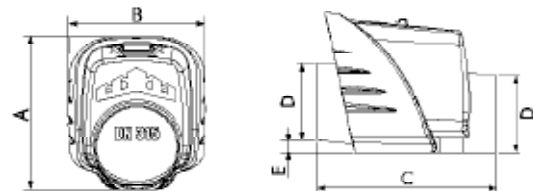
** According to the type of pipe :
 PFF : PVC/Fibre-Cement/Ductile Iron
 G : Clay
 BA : Concrete/Structural walled plastic
 These codes enable fixed pricing categories.

* Dimensions in mm, Weight in Kg without couplings.
 Due to NORHAM continual improvement policy, sizes and dimensions could be changed.

> ND 250

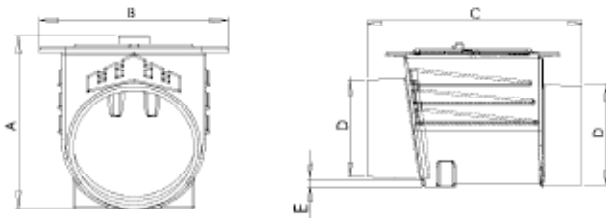


> ND 315



> ND 400/500

NEW DESIGN !



NEW ACCESS COVER DESIGN WITH POSITIVE SEALING

Based on the pressure cooker idea : + back pressure = + compressed seal = optimal watertightness



1. Open



2. Fit in



3. Pull up



4. Align and screw tight